




The ATAR and applying through UAC



What is UAC?



■ UAC processes applications for:

- **University Entry**
- **College Entry**
- **Schools Recommendation Schemes (SRS)**
- **Educational Access Schemes (EAS)**
- **Equity Scholarships (ES)**

■ Calculates the ATAR for NSW HSC students

HSC vs ATAR



- Performance vs Position.
- HSC marks are about a student's **performance** against the standards.
- ATAR is about a student's **position** against all other students in NSW.
- Good performance does not guarantee a high position.
- The only thing a student can control is their performance.

What is the ATAR?



The **Australian Tertiary Admission Rank (ATAR)** is...

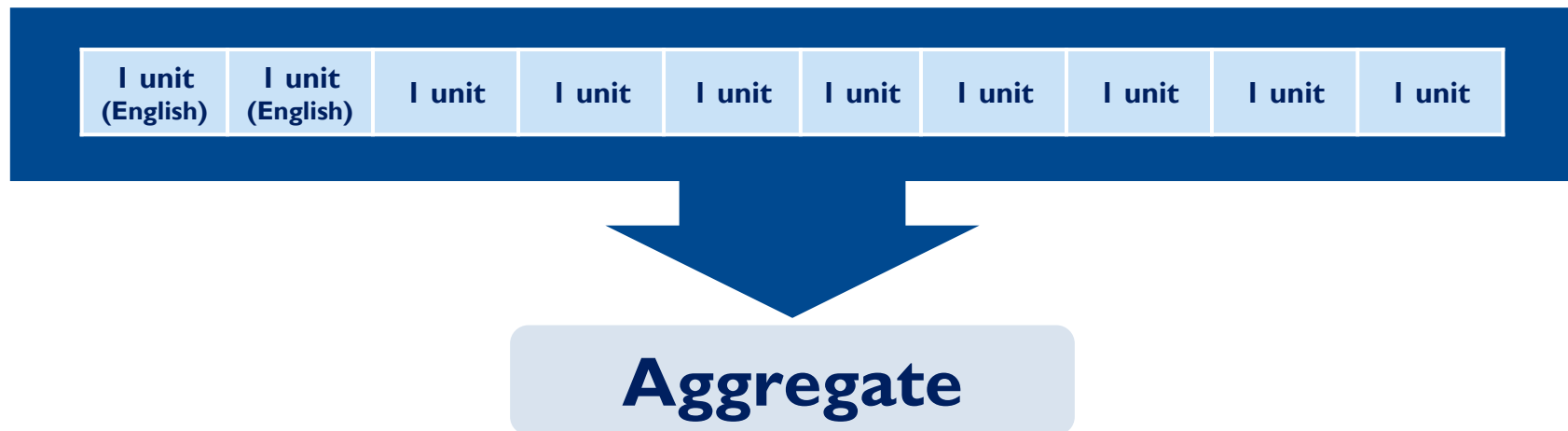
- a numerical measure of a student's overall academic achievement in the HSC in relation to that of other students.
- it's about POSITION.
- a number between 0.00 and 99.95
(only ATARs above 30 are reported)
- intended for use by universities to rank and select school leavers for admission to university.

ATAR calculation



The ATAR is based on an aggregate of scaled marks in 10 units of ATAR courses comprising of the following:

- ✓ the best two units of English
- ✓ the best eight of the remaining units
(can include up to two units of Category B courses)



ATAR – Why Scaling ?



The first step in calculating the ATAR is scaling.

Why do we scale?

- So that no student is neither advantaged or disadvantaged because of their subject choice.
- To compare fairly all the different courses and combinations of courses.

Remember, a student's position in a course depends on:

- How well the student does in that course, and
- The strength of the competition in that course.

Scaling



- The **scaled mean** of a course tells us about the **strength of the competition**.
- Courses with a **high scaled mean** tells us that the ability of the students in the course is very high.
- Courses with a **lower scaled mean** tells us that the ability of the students in the course varies from very high to low.
- The mean of the course doesn't tell you that you can't get a high ATAR with that course.
- It doesn't matter what courses you study, you just have to do well!

Remember ATAR is about POSITION!

2016 HSC



SUBJECT	MEDIAN BAND	HSC MEAN	SCALED MEAN	MAX ATAR
Aboriginal Studies	3	68.6	27.4	98.55
Drama	4	78.2	47.0	99.70
Visual Arts	5	80.0	44.4	99.95
Legal Studies	4	75.4	50.2	99.95
Japanese Beginners	4	74.0	48.0	99.30
Physics	4	73.0	60.8	99.95

SUBJECT	MEDIAN BAND	HSC MEAN	SCALED MEAN	MAX ATAR
ESL	4	70.8	43.4	99.95
English Standard	3	69.2	40.0	99.70
English Advance	5	81.0	63.4	99.95
Mathematics General 2	4	69.0	43.8	99.60
Mathematics	5	78.2	62.6	99.95

SUBJECT	MEDIAN BAND	HSC MEAN	SCALED MEAN	MAX ATAR
Financial Services	4	73.8	54.8	99.65
Hospitality	4	72.4	38.0	98.15

Meet Fred and Laura




Course	Fred		Laura	
	HSC mark	Percentile	HSC mark	Percentile
Biology	70	38	80	68
Business Studies	70	39	80	68
English Advanced	70	11	80	42
Mathematics	70	26	80	50
Modern History	70	29	80	62
Visual Arts	70	14	80	50
ATAR	57.10		78.50	

So...

Q: How do I get a high ATAR?

A: Forget about it!

Work hard and get the best marks you can in the subjects you have chosen.



Applying through UAC



Applying to Uni



1

PREPARE

2

APPLY

3

MANAGE

4

ACCEPT

Step 1: PREPARE



Visit

Career Expos and uni Open Days



Read

All university information and the UAC guide for detailed course descriptions



Investigate

All course possibilities



Talk

To universities, Career Advisers and UAC staff for details on courses and applying



Check

For additional selection criteria



Research

Using UAC's 'Course Search' at www.uac.edu.au or the MYUAC App

Step 2: APPLY



Applications open on **Wednesday August 2, 2017.**

- 1** **APPLY** online at www.uac.edu.au.
- 2** **LIST** up to 5 courses in your order of preference.
- 3** **PAY** processing charge.
- 4** **PRINT** confirmation and tax receipt.
- 5** **ADDITIONAL** applications (EAS/ES/SRS).

Important dates



All applications open	2 August 2017
On time closing date for applications	29 September 2017
Closing date for SRS applications	29 September 2017
November Round 1 (SRS)	16 November 2017
Change of Preference for December Round 1	3 December 2017
December Round 1 (SRS)	7 December 2017
ATARS released	15 December 2017
Change of Preference for December Round 2	17 December 2017
December Round 2	21 December 2017
Change of Preference for January Round 1	3 January 2018
January Round 1 offers	12 January 2018

Apply for...



Educational Access Schemes (EAS)

- Special consideration for students who have suffered some form of disadvantage which affected their schooling through Years 11 and/or 12.
- APPLY via a paper form (*apply by 30 November*)

Schools Recommendation Schemes (SRS)

- Early entry into university
- Apply online through UAC (*applications close 29 September*)

Equity Scholarships (ES)

- Scholarships for disadvantaged students.
- APPLY online through UAC (*check closing dates*)

Step 3: MANAGE



UNDERSTAND selection rank

RESEARCH bonus points

CHECK additional selection criteria

— **UMAT**

— **Personal Statement**

— **Interview**

— **Portfolio**

— **Audition**

CHANGE YOUR PREFERENCES

Selection Rank



SELECTION RANK = ATAR + BONUS POINTS + ADDITIONAL SELECTION CRITERIA

ATAR

- For most HSC students, your selection rank = your ATAR

Bonus Points

- Bonus points and EAS points can change your selection rank for a specific course at a particular institution.
- Bonus points **DO NOT** change your ATAR
- There are three types of bonus points
 - Subject bonus
 - Regional bonus
 - EAS

Additional Selection Criteria

- Some courses may have additional selection criteria (i.e. interview or portfolio)

Bonus points and cut-offs



For example: Bachelor of Sandology

6 applicants have applied for the course, with only 3 places open

- 1 **89** (ATAR of 89)
- 2 **88** (ATAR of 83+5 bonus points)
- 3 **87** (ATAR of 85+2 bonus points)

Therefore, the course
cut-off for that year
would be **87**

-
- 4 **86** (ATAR of 86)
 - 5 **85** (ATAR of 76+9 bonus points)
 - 6 **84** (ATAR of 84)

**Remember,
bonus points
DO NOT
change your
ATAR!**

= selection rank

Change of Preferences



Once you've received your HSC results and your ATAR, and have an idea of any bonus points you may be eligible for, it's time to go back to your preferences to make sure they're still realistic!

Why would I change my preferences?

- You've done better than you expected and want to change the courses you've applied for.
- You don't meet the cut-offs and don't want to miss out on an offer.
- You've changed your mind about what you really want to study.
- You've accepted an offer but also want to be considered in future offer rounds.

Change of Preferences



- To change your preferences login online or download the MYUAC App.
- Remember, if you're going on holidays make sure you take your UAC number and PIN with you! You can check your ATAR and manage your preferences from any where in the world – all you need is an internet connection.
- Be sure to monitor change of preference closing dates between each offer round.

Step 4: ACCEPT YOUR OFFER



1 Accept all offers

UAC recommends that you accept any offer you receive, as there is no guarantee of another offer. **Accepting an offer does not stop other offers being made in future offer rounds!**

2 Change your preferences

Remember, to be considered for a course in the next offer round you must remove any previous offers from your list of preferences.

3 Accept and enrol/defer

Follow the institutions instructions on how to accept and enrol, or defer, your course.

And finally...



Study hard.

Make good decisions.

Consider all your options.

Apply on-time.

**Thank you for your attendance
and your attention.**

